



Learning to Umpire

A Module for New Umpires and Player Umpires

INSTRUCTIONS

We live this game.



NETBALL
NEW ZEALAND

Instructions for new Netball New Zealand Learning & Development Platform users

1. Go to <https://netballnz.brackenlearning.com/> and click the 'Register' button.



2. In the pop-up window, enter your details and include the join code '**umpire**', check the '**Agree to our Terms and Conditions**' box and click the register button. **Note:** If you do not enter the join code, you will not be able to access the module. (Note: sample information below)

A screenshot of a registration form with the following fields and elements:

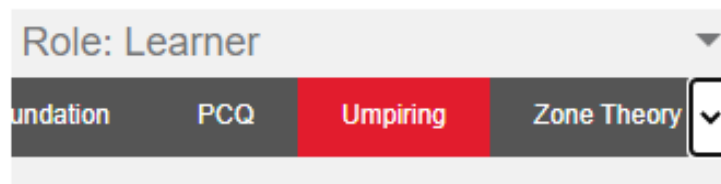
- First name: Test
- Last name: Umpire
- Email: testumpire@umpire.co.nz
- Username: testumpire
- Password: (represented by 8 dots)
- Confirm Password: (represented by 8 dots)
- Join Code: umpire
- Agree to our Terms and Conditions:
- Buttons: Register and Cancel

3. You will be asked for additional information. The mandatory information is marked with an asterisk and are required for reporting to Zones and Centres as well as completing a Certificate with your name. Disregard the theory and practical information. Click **'Save and Continue'**

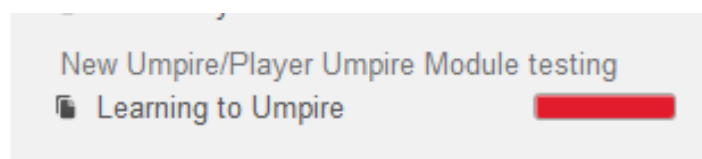
Address *	<input type="text"/>
Phone number *	<input type="text"/>
Zone *	--- Select --- <input type="button" value="v"/>
Centre *	--- Select --- <input type="button" value="v"/>
Tutor Name - required only if sitting exam.	<input type="text"/>
Previous Theory	--- Select --- <input type="button" value="v"/>
Year Theory gained	<input type="text"/>
Previous Practical	--- Select --- <input type="button" value="v"/>
Year Practical gained	<input type="text"/>

Fields marked * are required

4. On the next screen, click on **'Umpiring'** under your role of **'Learner'**.




5. Click on the 'New Player/Player Umpire Module' and work your way through the module and quiz until you get to the end. Once completed, click **'Submit'**. **Note: Once you clicked 'Submit' you will not be able to go back and change your answers to questions in the quiz.**

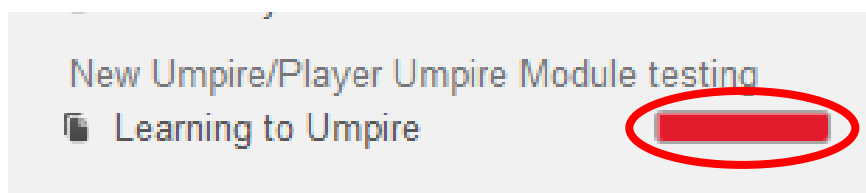


Accessing your Certificate

1. Once you have answered 80% of the quiz questions correctly, you will be advised you have achieved a Certificate. Click 'Okay'



2. Next to the name of the module on the left-hand side of the screen, you will see a red progress bar. Click on the progress bar.



3. You will be shown a summary of your results. Click on 'Certificate'

Show modules: All Started Recommended

Title	Module status		Module points			Certificate
	Status	Date	Pass	Correct	Max.	
New Umpire/Player Umpire Module	Completed	04-Jun-2020	18	21★	22	Achieved 🔗

4. Your certificate is available for you to print or download and e-mail.